

## All-In-One

### Powerful **Wavefront Analyzer** & Smart **Beam Profiler**

#### High Spatial Wavefront Resolution

*Ultra detailed wavefront map > 1K x 1K measurement points, at pixel resolution*

#### Adjustable Dynamic Range & Sensitivity

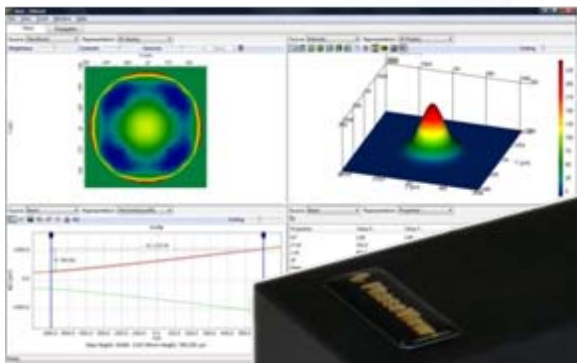
*Low and strong divergence beam measurement capabilities*

#### Accurate Beam Profiler

*Measurement of all critical laser beam parameters*


#### Beam Propagation Analysis

*On-click Intensity distribution at any selected planes*



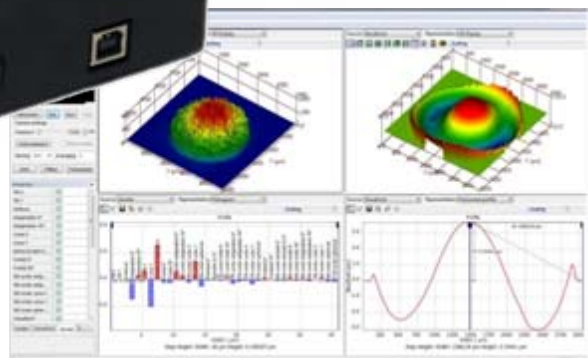
#### Simultaneous **Intensity & Phase** Data

*No sampling, Intensity and wavefront at similar resolution*



#### Flexible **Wavefront** Analysis

*No Microlenses, No trade-off between resolution and dynamic range*



# All-In-One Wavefront Analyzer & Beam Profiler

BeamWave® 1500 performs wavefront measurement, intensity distribution analysis and beam propagation analysis in a single device. The associated software GetLase® is supplied together with BeamWave® 1500 and offers multiple display and comprehensive analysis tools.

## Flexible Wavefront Measurement

### Zernike Analysis • Low and High Order Aberrations

BeamWave® 1500 provides high spatial wavefront data with more than 1000 x 1000 measurements points, without compromise on dynamic range. Thanks to its adjustable dynamic capability, either strong or low divergence beams can be accurately measured.

## High Resolution Beam Profiling

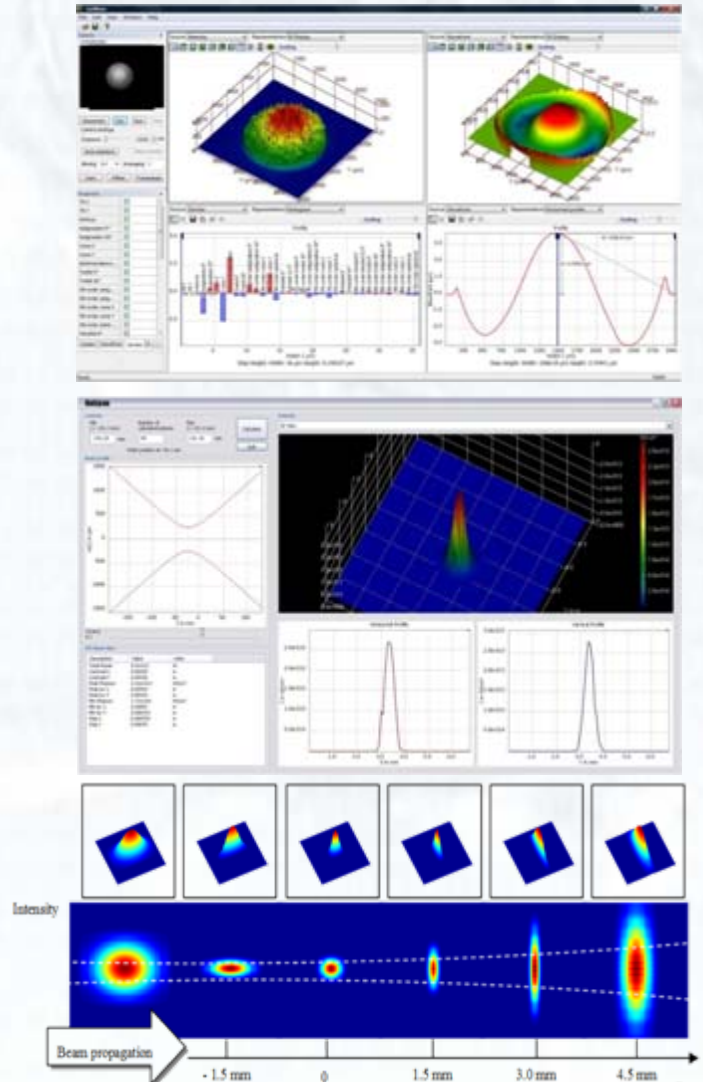
### Intensity distribution • XY Profile • Centroids • Divergence angle • Asymmetry • M<sup>2</sup>

BeamWave® 1500 is a reliable CCD beam profiler for CW laser offering precise intensity distribution analysis. All critical beam parameters are measured including M<sup>2</sup> without need of additional accessories.

## On-Click Beam Propagation Analysis

### Intensity distribution at any selected plane

Thanks to its capability to measure simultaneously phase and intensity, BeamWave® 1500 delivers beam propagation analysis, thus providing an instant picture of laser beam behavior along the propagation axis.



## Specifications

CCD Camera Resolution	1392 x 1040
Pixel Size	6.45 x 6.45 μm
Wavelength	350 – 1100 nm
Maximum Beam Diameter	6.4 mm
Wavefront Measurement Points	1392 x 1040
Wavefront Sensitivity	3nm, >λ/200 rms (@ 633 nm)
Wavefront Accuracy	6nm, >λ/100 rms (@ 633 nm)
Wavefront Dynamic	Up to 1100μm, 1800λ (@ 633 nm)
M <sup>2</sup> Range	1 to >50
M <sup>2</sup> Accuracy	+/-5%
M <sup>2</sup> Repeatability	<2%
Optical Interface	C-mount
Computer Interface	USB 2.0
Dimensions	114 W x 72 H x 171 L mm
Weight	1150 grams



 **PhaseView**<sup>®</sup>  
The Digital Wavefront Company

2, rue Ambroise Croizat, 91120 Palaiseau, France  
E-mail: [contact@phaseview.com](mailto:contact@phaseview.com) Web: [www.phaseview.com](http://www.phaseview.com)  
Tel: +33 1 69 32 12 78